

EVERGREEN™ 631

LSO LOPRO

Doctor: _____ Fitter: _____

Patient Name: _____ Date: _____

Patient #: _____ Additional Follow-Up Dates: _____

TOOLS NECESSARY: Scissors • Tape Measure

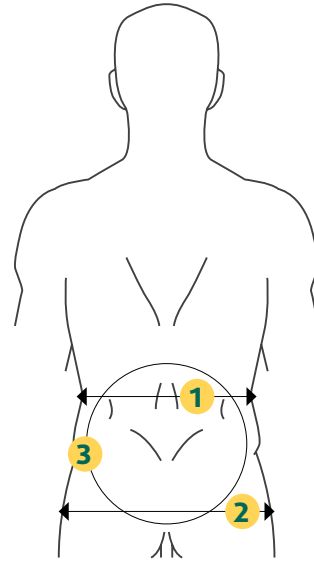
FOR USE WITH PRODUCTS MANUFACTURED BY ASPEN MEDICAL PRODUCTS ONLY. THIS PRODUCT IS INTENDED FOR APPLICATION BY HEALTH CARE PRACTITIONERS AS DIRECTED BY A PHYSICIAN OR OTHER QUALIFIED MEDICAL AUTHORITY. THIS IS A PREFABRICATED ORTHOSIS. IT IS INTENDED TO BE CUSTOMIZED TO AN INDIVIDUAL PATIENT. FOLLOW THE STEPS BELOW TO CUSTOMIZE.

STEP 1 - MEASUREMENTS

1 Lower rib circumference = _____

2 Hip circumference = _____

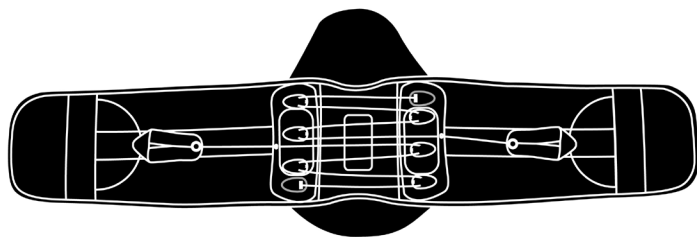
3 T9 to Sacrococcygeal Junction = _____



TIME SPENT: _____

STEP 2 - CUSTOMIZE SIZING AND TIGHTENING MECHANISM

SIZING IS CRITICAL TO PROPER PERFORMANCE
Use the measurements below to customize to patient's anatomy.



A. _____

A. Use waist circumference (average of 1 and 2) to determine size of Evergreen brace.

X-SMALL	SMALL	MEDIUM
15-21 in	21-27 in	31-37 in
38-53 cm	53-67 cm	79-94 cm
LARGE	X-LARGE	XX-LARGE
36-42 in	41-47 in	43-57 in
91-107 cm	104-119 cm	117-145 cm

B. Adjust length of tightening mechanism. For individual patient, it may be necessary to adjust length of closure string. Trim and adjust length of strings.

YES. AMOUNT CUT _____

NO

TIME SPENT: _____

EVERGREEN™ 631

LSO LOPRO

Doctor: _____ Fitter: _____

Patient Name: _____ Date: _____

Patient #: _____ Additional Follow-Up Dates: _____

TOOLS NECESSARY: Scissors • Tape Measure

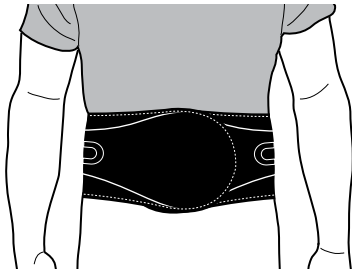
STEP 3 - CUSTOMIZE BELT FIT

ANGLE ANTERIOR PANELS

Every patient has a unique individual anatomy. Determine angulation for proper fit. Circumferential contact at both upper and lower margins of brace is essential for proper brace performance and support.

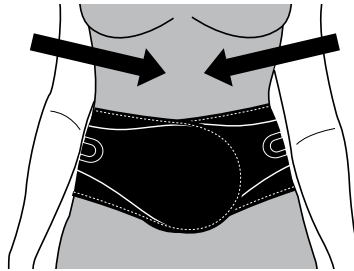
A. Bend anterior panel to conform to patient's anatomy.

B. Angle anterior panels:



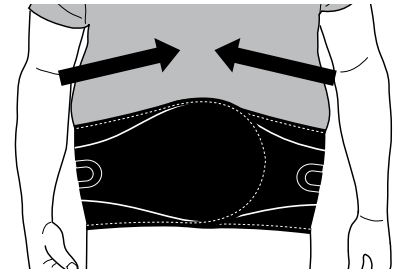
Neutral

Configuration for best support



Inferior Angulation

Configuration for best support



Superior Angulation

Configuration for best support

TIME SPENT: _____

STEP 4 - EDUCATION

EDUCATE PATIENTS

Proper education is needed for individual to maintain proper fit throughout total time of wear.

Items to educate patients on:

Independent compression mechanics

Proper angulation to ensure circumferential contact

Proper cleaning

Don and doffing

Proper placement of brace

Follow up appointments

TIME SPENT: _____

TOTAL TIME TO CUSTOMIZE BRACE: _____